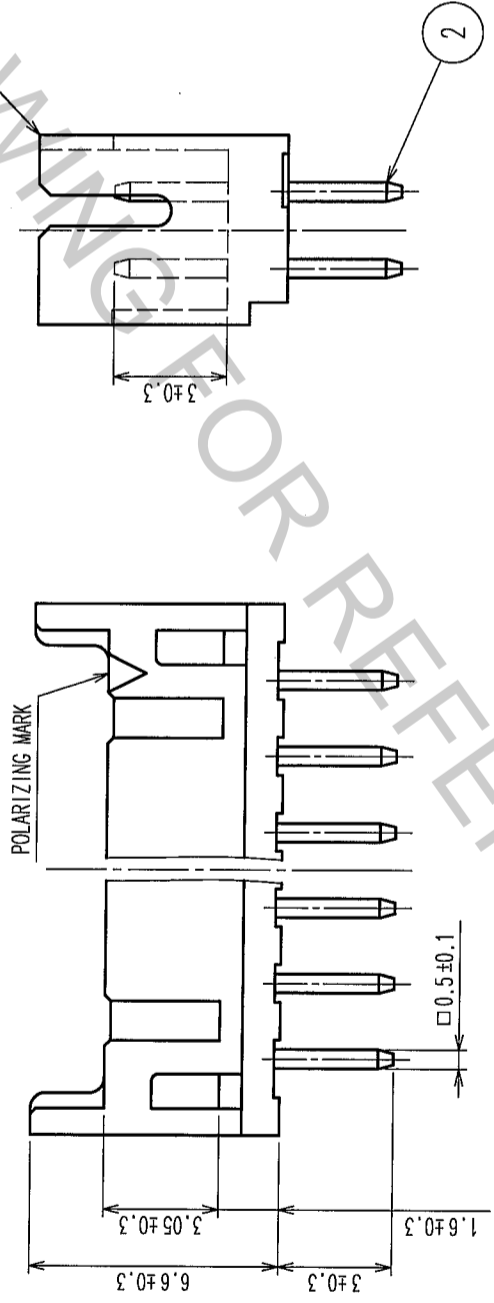
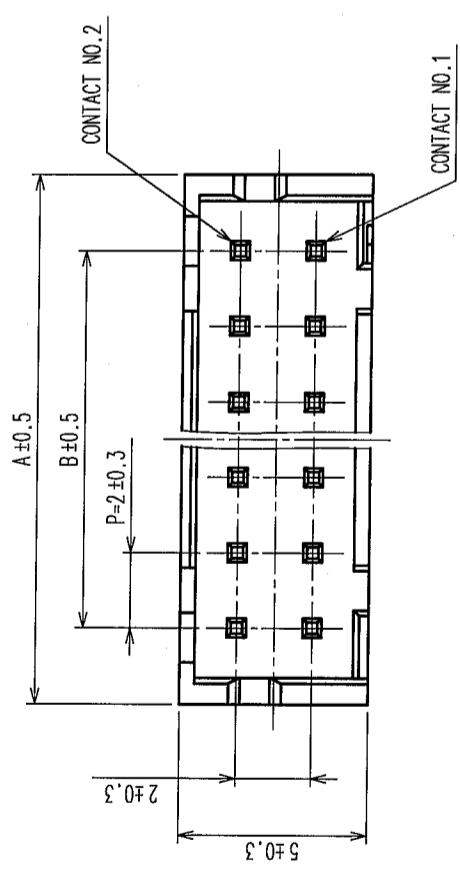
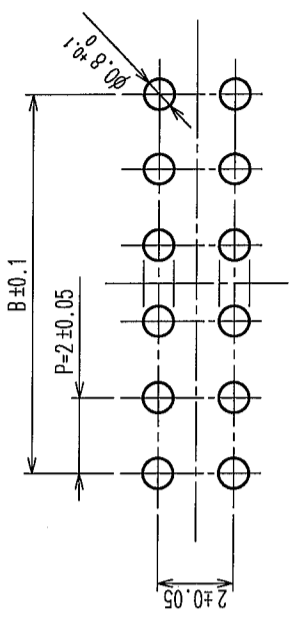


COUNT	DESCRIPTION OF REVISIONS	BY	CHKD	DATE	COUNT	DESCRIPTION OF REVISIONS	BY	CHKD	DATE
△					△				
△					△				
△					△				

HRS NO	PART NO	NUMBER OF CONTACT	A	B
CL543-0517-5-24	DF11-4DP-2DSA(24)	4	6.0	2.0
CL543-0518-8-24	DF11-6DP-2DSA(24)	6	8.0	4.0
CL543-0519-0-24	DF11-8DP-2DSA(24)	8	10.0	6.0
CL543-0520-0-24	DF11-10DP-2DSA(24)	10	12.0	8.0
CL543-0521-2-24	DF11-12DP-2DSA(24)	12	14.0	10.0
CL543-0522-5-24	DF11-14DP-2DSA(24)	14	16.0	12.0
CL543-0523-8-24	DF11-16DP-2DSA(24)	16	18.0	14.0
CL543-0524-0-24	DF11-18DP-2DSA(24)	18	20.0	16.0
CL543-0525-3-24	DF11-20DP-2DSA(24)	20	22.0	18.0
CL543-0526-6-24	DF11-22DP-2DSA(24)	22	24.0	20.0
CL543-0527-9-24	DF11-24DP-2DSA(24)	24	26.0	22.0
CL543-0528-1-24	DF11-26DP-2DSA(24)	26	28.0	24.0
CL543-0529-4-24	DF11-28DP-2DSA(24)	28	30.0	26.0
CL543-0530-3-24	DF11-30DP-2DSA(24)	30	32.0	28.0
CL543-0531-6-24	DF11-32DP-2DSA(24)	32	34.0	30.0



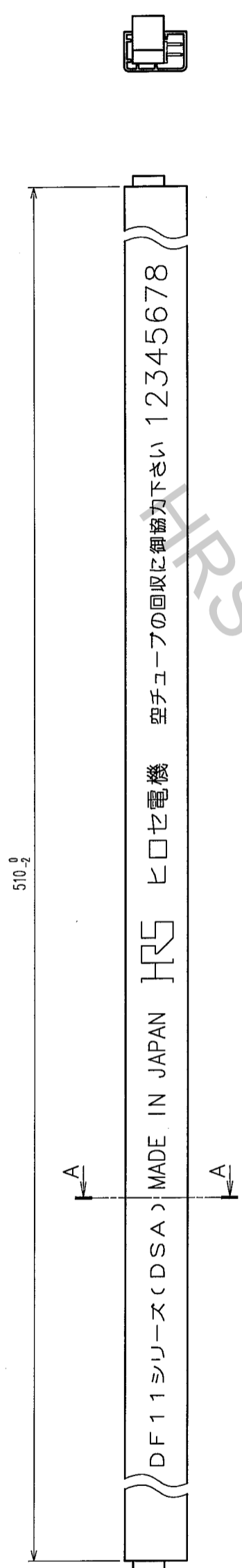
RECOMMENDED PATTERN



2	BRASS	SURFACE: TIN PLATED 1μm min UNDER PLATING: NICKEL PLATED 0.5μm min	4	S. PVC	STOPPER, GRAY
1	POLYAMIDE	BLACK, UL94V-0	3	R. PVC	ELECTROSTATIC PROTECTION(CLEAR)
NO. MATERIAL		FINISH, REMARKS	NO.	MATERIAL	FINISH, REMARKS
CODE NO. (OLD) CL		DRAWN M. MATSUO	DESIGNED S. SAKAGUCHI	CHECKED H. UCHIDA	APPROVED J. ONO
		05.08.01	05.08.11	05.08.11	05.08.11
DRAWING NO. EDC3-162391-03		PART NO. DF11-*DP-2DSA(24)			
SCALE 5 : 1		CODE NO. CL543-		1/2	
UNITS ITM		HIROSE ELECTRIC CO., LTD		8	

TO

COUNT	DESCRIPTION OF REVISIONS	BY	CHKD	DATE	COUNT	DESCRIPTION OF REVISIONS	BY	CHKD	DATE
△					△				
△					△				
△					△				



CODE No.	PART No.	NUMBER OF QUANTITY OF CONTACTS	QUANTITY OF CONNECTOR
CL543-0517-5-24	DF11-4P-2DSA(24)	4	81
CL543-0518-8-24	DF11-6P-2DSA(24)	6	61
CL543-0519-0-24	DF11-8P-2DSA(24)	8	48
CL543-0520-0-24	DF11-10P-2DSA(24)	10	40
CL543-0521-2-24	DF11-12P-2DSA(24)	12	34
CL543-0522-5-24	DF11-14P-2DSA(24)	14	30
CL543-0523-8-24	DF11-16P-2DSA(24)	16	27
CL543-0524-0-24	DF11-18P-2DSA(24)	18	24
CL543-0525-3-24	DF11-20P-2DSA(24)	20	22
CL543-0526-6-24	DF11-22P-2DSA(24)	22	20
CL543-0527-9-24	DF11-24P-2DSA(24)	24	18
CL543-0528-1-24	DF11-26P-2DSA(24)	26	17
CL543-0529-4-24	DF11-28P-2DSA(24)	28	16
CL543-0530-3-24	DF11-30P-2DSA(24)	30	15
CL543-0531-6-24	DF11-32P-2DSA(24)	32	14

NOTES 1. THE TUBE HAS ONE STOPPER AT EACH END.
 2. WARPAGE, BENT OF THE TUBE SHALL BE ALLOWED ±2mm PER 510mm.
 3. MINIMUM UNIT OF PURCHASE SHALL BE THE QUANTITY OF CONNECTORS IN TUBE.
 4. THE SUFFIX OF CODE No. SHALL BE '-24'.

CODE NO. (OLD)	DRAWN	DESIGNED	CHECKED	APPROVED	RELEASED
	M. MATSUO	S. Sano	H. Uehara	J. Ono	
	'05.08.01	'05.08.11	'05.08.11	'05.08.11	
DRAWING NO.	PART NO.				
EDC3-162391-03	DF11-*DP-2DSA(24)				
SCALE	CODE NO.				
FR:EE	CL543-				
UNITS	2				
ITTT	HIROSE ELECTRIC CO., LTD				

TO	